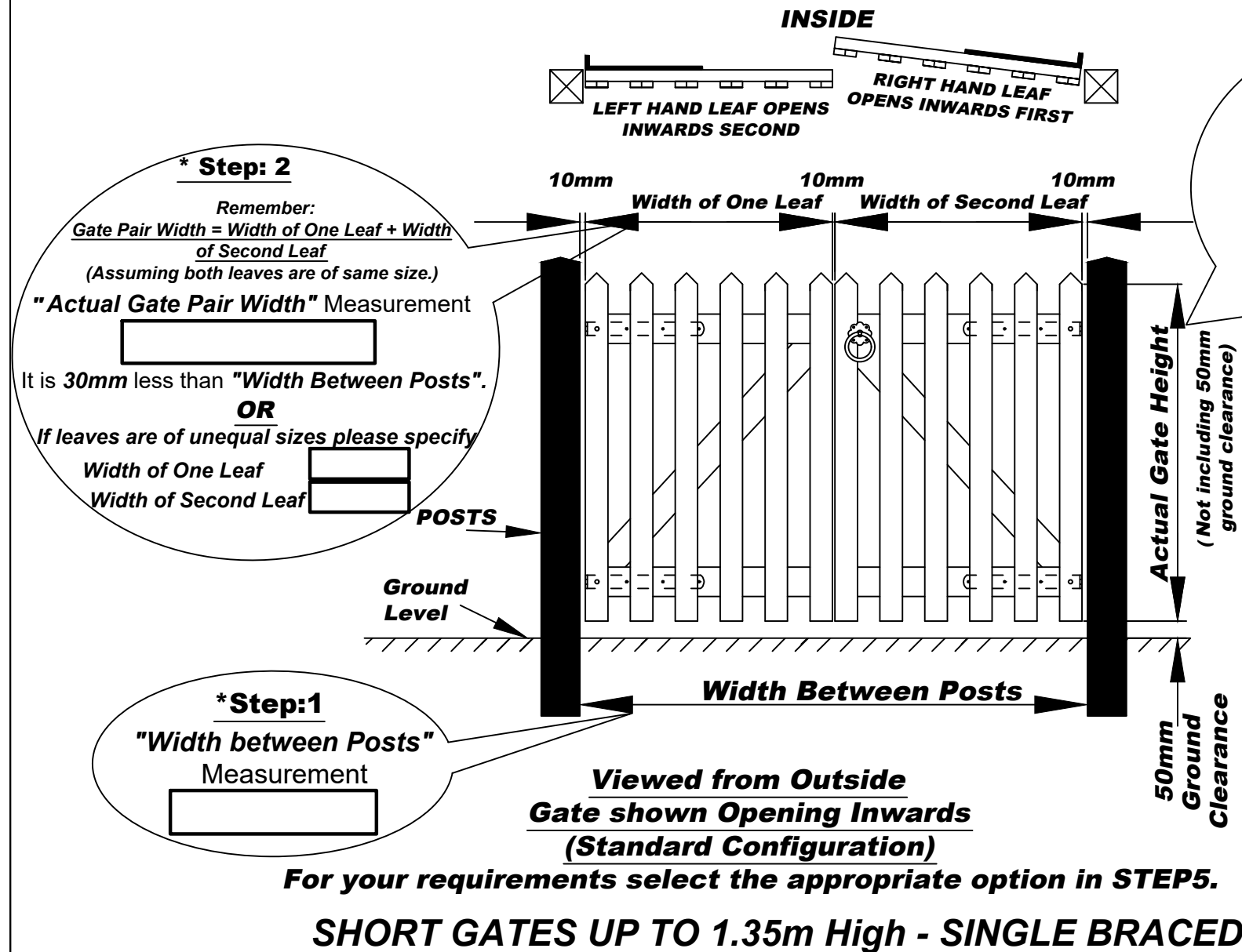


Customer Name:   
 Sales Order No:   
 Salesman:

DO NOT SCALE – IF IN DOUBT ASK

Manufacture  
Tolerance  
+/-5mm

Note: Please complete all the steps and fill in all the required measurements. In case of any queries contact your salesperson.



**GATE EACH LEAF SIZE LIMITATION**

Max Actual Gate Height (mm)	Allowable Actual Gate Width (mm)
Up to 1350 incl.	1500

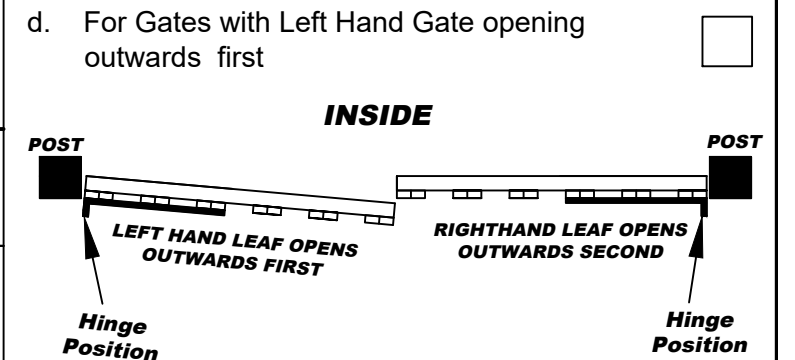
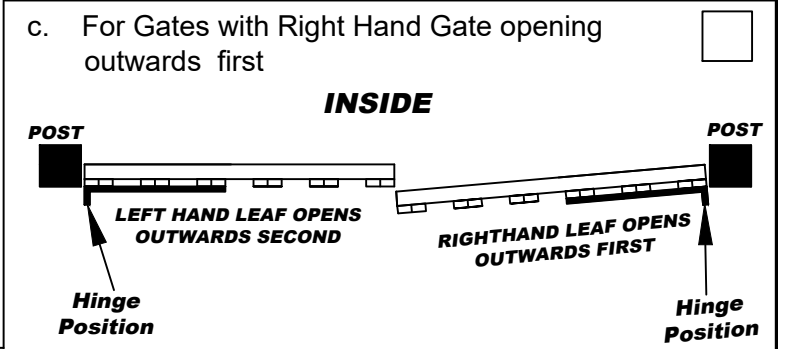
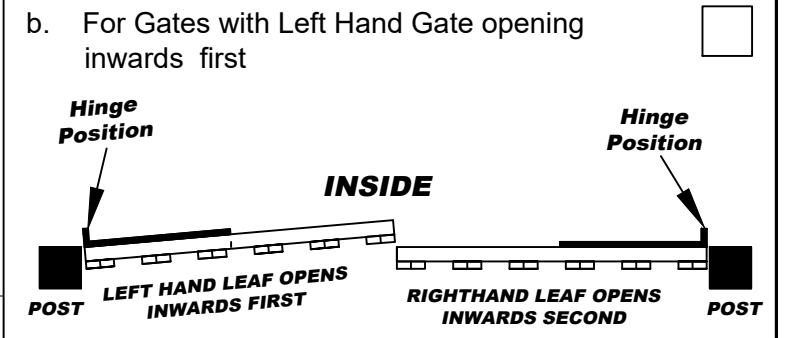
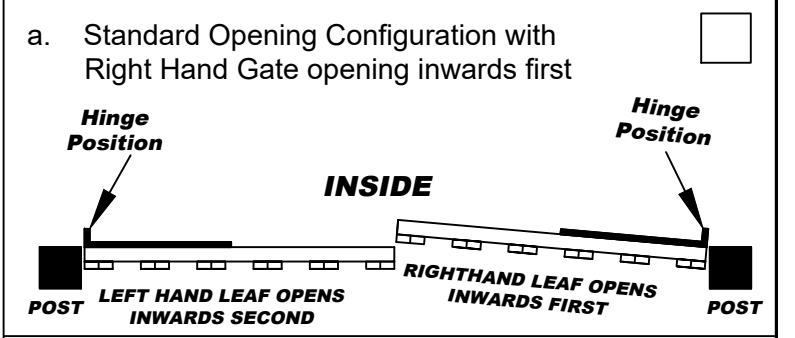
**GATE FRAME TYPE**  
HEAVY FRAME is required for Gates with:  
1. Lock requirements

**GATE HANDING & OPENING:**  
The handing of the gate is determined by the position of hinges when the gate is viewed from outside. Hinges are always on the opening side of the Gate.

**\*Step 5:** Please tick appropriate box for desired Gate Fitting option.

**OPTION 1: UNFITTED GATE(s)**  
For fittings to be supplied separately.

**OR**  
**OPTION 2: FITTED GATE(s)**  
Please tick appropriate box for desired hanging & opening.



This order cannot be **Changed** OR **Cancelled**. Please sign and return the form. Before returning kindly make sure all the required steps are completed and information is filled in and checked. In case of any queries contact your salesperson.

**CUSTOMER SIGNATURE:**   
**DATE:**



Stowting Common, Near Ashford,  
Kent. TN25 6BN  
Telephone: 01233 750393  
Fax: 01233 750403  
www.jacksons-fencing.co.uk  
www.jacksons-security.co.uk

③	11/01/2017	Size Limitations Added
②	25-08-2011	Template Changed
①	11-08-2010	Comments Added
①	20-10-2008	Original Issue

ITEM: SPECIAL PALISADE GATE (SHORT) DOUBLE LEAF  
 Drawn: ALI Drawing No. J7/02122 Rev3  
 Checked: DD  
 DATE: 20-10-2008 Sheet 4 of 8

This Drawing Is The Property Of H.S. Jackson & Son (Fencing) Ltd. And May Not Be Copied Or Reproduced In Any Way Without Prior Written Permission.