

CUSTOMER NAME:

ACK No.

SALESMAN:

GATE LEAF SIZE LIMITATION.

Max Actual Gate Height (mm)	Allowable Actual Gate Width (mm)
2100	1200

GATE FRAME TYPE.

HEAVY FRAME is required for Gates with:
1. Actual Gate Height greater than 1930mm.

GATE HANDING & OPENING:

The handing of the gate is determined by the position of the hinges when the gate is viewed from outside. Hinges are always on the opening side of the gate.

* **STEP 4:** Please tick appropriate box for desired gate fitting option.

OPTION 1: UNFITTED GATE(s).

For fittings to be supplied separately.

OR

OPTION 2: FITTED GATE(s).

Please tick appropriate box for desired hanging & opening.

***STEP 2.**

Remember:
Gate Pair Width =
Width of One Leaf + Width of Second Leaf
(Assuming both leaves are the same size)
"Actual Gate Pair Width"
is 30mm less than the between posts.

OR

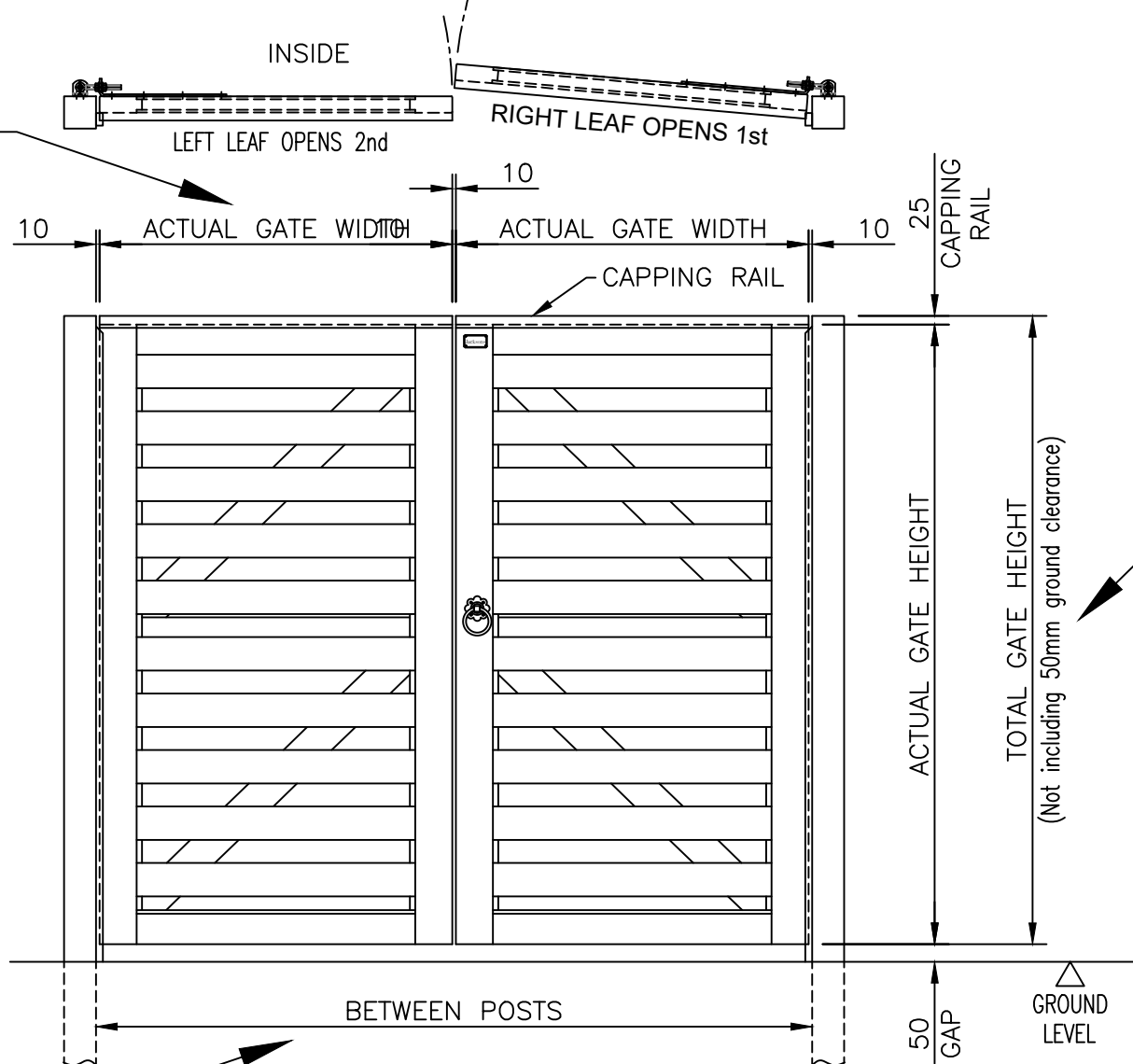
If leaves are of unequal sizes please specify:

Width of Leaf Leaf:

Width of Right Leaf:

***STEP 1.**

"Width Between Posts"



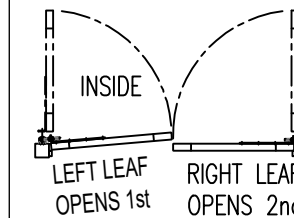
VIEWED FROM OUTSIDE
GATES OPEN AWAY FROM VIEWER
RIGHT LEFT FIRST

***GATES SHOWN OPENING INWARDS** - For your requirements select the appropriate option in *STEP 4.

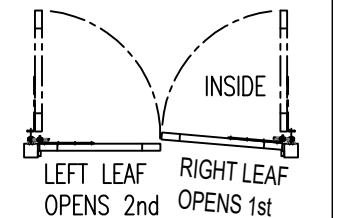
***STEP 3.**

"Total Gate Height"
including Capping Rail.
Remember not to include
50mm for Ground Clearance.

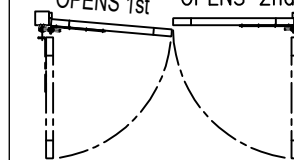
**A. Opening Inwards
Left Leaf First**



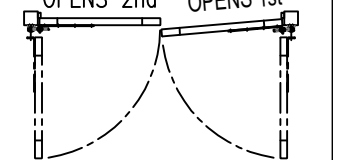
**B. Standard
Opening Inwards
Right Leaf First**



**C. Opening Outwards
Left Leaf First**



**D. Opening Outwards
Right Leaf First**



NOTE: Please fill in all the required measurements marked with *.

This order cannot be **Changed** or **Canceled**. Please sign & return the form.
Before returning please kindly make sure all the required steps are completed & information is filled in & checked.
In case of any queries please contact your salesperson.

CUSTOMER SIGNATURE: DATE:



Stowting Common, Near Ashford,
Kent. TN25 6BN
Telephone: 01233 750393
Fax: 01233 750403
www.jacksons-fencing.co.uk
www.jacksons-security.co.uk

DO NOT SCALE - IF IN DOUBT ASK

- ④ 13/04/2018 NEW BORDER + DRAWN TO SCALE
- ③ 11/01/2017 SIZE LIMITATIONS ADDED
- ② 26-08-2011 TEMPLATE CHANGED
- ① 23-04-2010 COMMENTS ADDED

Drawn ALI
Date 20-10-2008
Checked DD
Size A3 Scale 1:20 U.O.S

TITLE SPECIAL HORIZONTAL 'HIT & MISS' GATE
DOUBLE LEAF (TALL)

CUSTOMER MANUFACTURE TOLERANCE ±5mm
ACK No.

Drawing No.
J7/02128
Sheet 6 of 8